

Floodlight 300W



Movement
ARC / PO

Downlight
55-90W

Floodlight
300W

Followspot
300-700W

Fresnel, PC, Profile
200-300-700W

Pinspot, Fresnel, PC, Profile
8-15-30-50-100W

Floodlight

CYC LED 300 RGBW

Asymmetrical cyclorama / wall wash designed for theatrical and architectural applications

With the extremely wide horizontal beam and the possibility to generate with LEDs an almost infinite range of colours, you get a significant savings both in the number of luminaires needed and in the power used.

The possibility of connecting many pieces as master and slave make easier the DMX set up of a full cyclorama.

No more dark filter fading during the shows, because the colours are generated directly by the light source

Internal memory for playback of automatic soft sequences and chasers.


Main general features:

- Power: 300W at 100-240V, 50-60 Hz
- DMX control with RDM function
- 8 or 16 bit control for extra soft dimming and colour mixing
- Selection up to 16 millions of colours
- Selectable "CCT White control" from 3000 to 6500 K
- "Cyan, Magenta, Yellow" possible set up, compatible with subtractive colour systems.
- "Hue and saturation" possible set up for direct control of the most sophisticated "nuances"
- Master & slave configuration for large installation set up
- Flicker-free mode with adjustable PWM LED frequency for best use with cameras
- Software update through XLR DMX connector
- In and out powerCON TRUE1 connectors for mains XLR 5 pins for DMX



With just 300-Watt LED full color, you'll get a more even wash and brighter light output than a traditional halogen 1000-Watt white light

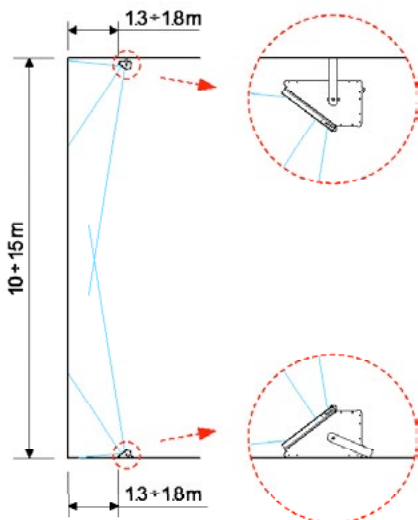
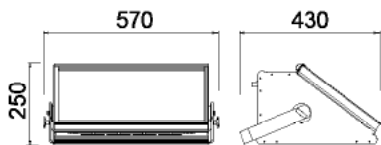




How we made it

it's all about cross over lapping beams: the group of LEDs from left shoot directly to the right side of the screen and viceversa. The same for the top and the bottom.

that gives a 6x7m wide and perfectly smooth uniform projection



One CYC LED every 3 meters

In the space in between you hang a lot of other lights – so you do not need a dedicated Truss or suspension pipe just for the CYC Lights only! This is doing the installation very fast, flexible and versatile.

CycLED is designed to be positioned on the ground or mounted upside down on a truss to illuminate the backdrops from above.

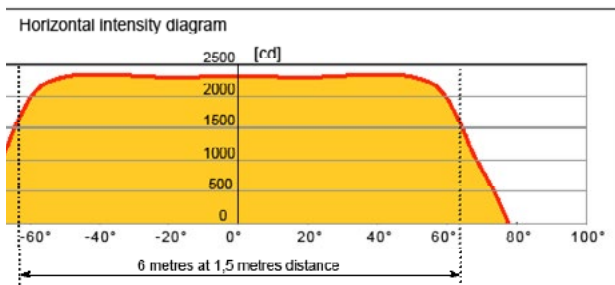
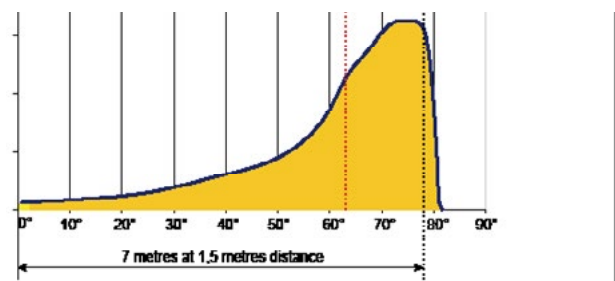


The fixture, with a power of 300W RGBW LED and a sophisticated specifically designed optical system, allows to illuminate in an absolutely even way an area of approximately 6 meters wide and 7 meters in height, positioned at a distance from the backdrop of only 1.5 meters.

Thanks to the great extension in height of the light beam and the use of the fixture from below and from above, you can easily illuminate also the highest backdrops as in large Opera Houses.

PHOTOMETRIC DATA

at full RGBW colours





Perfect for TV studios

You can use the CYC LED as a replacement of the soft boxes in TV applications.



Pole operated yoke
(PO system)



Pantograph

Main LED advantages:

- No dangerous UV or IR rays for the safe lighting of the people and objects. The total absence of ultraviolet rays is essential to avoid damaging items in shop windows or ancient and valuable products in museums and let any colour filter in front of it live without fading for a nearly unlimited time
- No radioactive or mercury-based components
- Nearly 75% saving on mains power consumption if compared to an equally-performing conventional fixture
- Reduced installation and cabling costs thanks to the In&Out chain connection system both for power mains and DMX/DALI data control
- Savings on running costs thanks to the extended lifespan of the LED source compared to the periodical replacement of conventional bulbs
- Savings on the air-con setup and supply, thanks to the lower heat emission of the fixtures
- No maintenance costs for the replacement of colour filters due to overheating and damage



RGBW



- **EASY 2 ch:** dimmer, CCT + colour preset
- **HSI 6 ch:** dimmer, hue, hue fine, saturation, strobe, service
- **CMY 6 ch:** dimmer, cyan, magenta, yellow, strobe, service
- **RGBW 9 ch:** dimmer, red, green, blue, white, CCT, colour preset, strobe, service
- **FULL 16 ch:** dimmer, dimmer fine, red, red fine, green, green fine, blue, blue fine, white, white fine, colour present, CCT, delay, fan, strobe, service