

Asymmetrical cyclorama

CYC LED 300 RGBW DMX

(ver. 2022/08)



SOURCE

- 18x16W LED ARRAY
- Source life expectancy: > 50.000 h

	Luminous flux	Colour rendering		
		CRI	TLCI	TM-30
RGBW	4'504 lm	>85	90	90

SOFTWARE FUNCTIONS

- ESD: 8 or 16bit extra soft dimming
- 3 selectable dimmer curves
- Adjustable delay in turning on and off
- PWM LED 500Hz-20KHz
- Colour boost
- Calibration function
- Service channel
- Stand-alone
- Master Slave
- Hour-counter on single LED
- Storage and factory recovery
- Upgradable Firmware via DMX/USB tool
- Advanced remote settings for all parameters via DMX

CONTROL

- Protocols: DMX512, RDM
- Local potentiometer
- Reversible graphics display with standby-shutdown function
- Wireless ready

	DMX Channels
RGBW	3 / 6 / 7 / 16 ch

THERMAL MANAGEMENT

- Wide ventilation slots for better LED cooling with selectable fan speed in: "standard", "silent" and "auto" or DMX regulated
- High efficiency heat sink system
- No heat load from LED engine towards electronic and vice-versa avoiding the risk of failure due to overheating
- Ta max 40°C

OPTICS

- High-quality glass and PMMA lens optics – AR coating

PRESETS

- 45-GEL FILTER
- CCT 2700-8000K
- 10 CUSTOM PRESETS

HOUSING

- Highly resistant body in extruded aluminum
- Finishing: Black
- IP 20

ELECTRICAL

- Power supply: 100-240 V – 50/60 Hz
- Power consumption: 300 W
- PF>0.94/230VAC PF>0.98/115VAC at full load

CONNECTION

- Power connector: Chassis PowerCON TRUE1 In/Out
- Additional cable: 2m H05RN-F cable with powerCON TRUE1 female cable connector
- DMX: XLR 5-pole In/Out panel connectors

OPTIONS

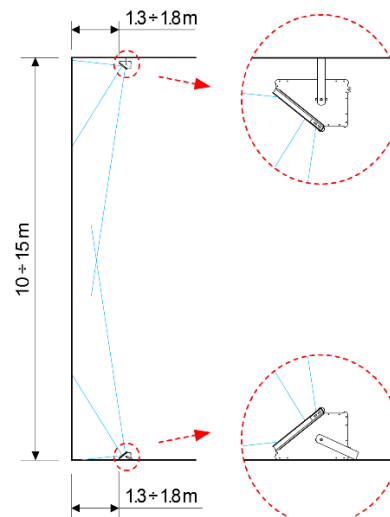
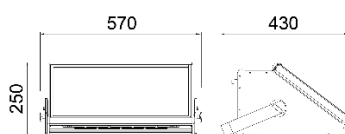
- Pole Operated Yokes
- ARC Motorized Yokes DMX 512

COMPLIANCE

- CE
- EN 60598-1; EN 60598-2-17
- SSL Licensing Program
- Manufactured in Italy with Quality System ISO 9001:2015

DIMENSIONS

RGBW	15.0 Kg	250*570*430 mm
------	---------	----------------



Asymmetrical cyclorama

CYC LED 300 RGBW DMX

(ver. 2022/08)



DMX chart

	RGBW				
	EASY 8 BIT	HSI 8 BIT	CMY 8 BIT	RGBW 8 BIT	FULL 16 BIT
1 ch	DIMMER	DIMMER	DIMMER	DIMMER	DIMMER
2 ch	CCT	HUE	CYAN	RED	DIMMER FINE
3 ch	COLOUR PRESET	HUE FINE	MAGENTA	GREEN	RED
4 ch		SATURATION	YELLOW	BLUE	RED FINE
5 ch		STROBO	STROBO	WHITE	GREEN
6 ch		SERVICE	SERVICE	STROBO	GREEN FINE
7 ch				SERVICE	BLUE
8 ch					BLUE FINE
9 ch					WHITE
10 ch					WHITE FINE
11 ch					CCT
12 ch					COLOUR PRESET
13 ch					DELAY
14 ch					FAN
15 ch					STROBO
16 ch					SERVICE

Asymmetrical cyclorama

CYC LED 300 RGBW DMX

(ver. 2022/08)



NOISE LEVEL DATA (silent mode)

Test conditions during measurements:

- Temperature: 22°C
- Relative humidity: 79%
- Radius of spherical measuring surface: 2m



Test in hemi-anechoic room

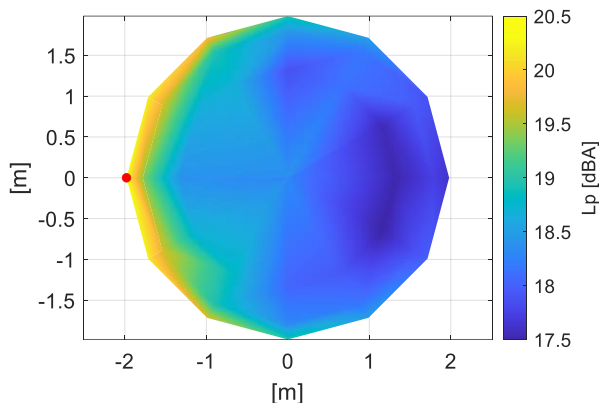
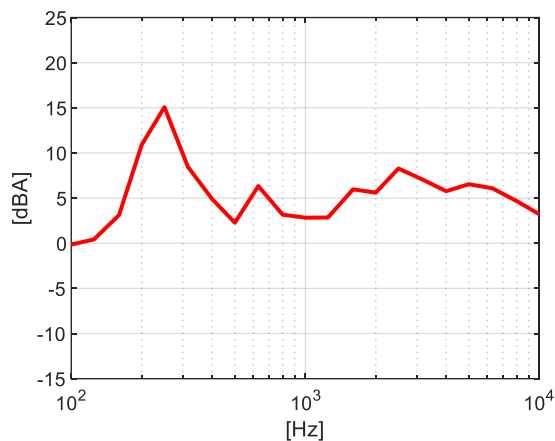
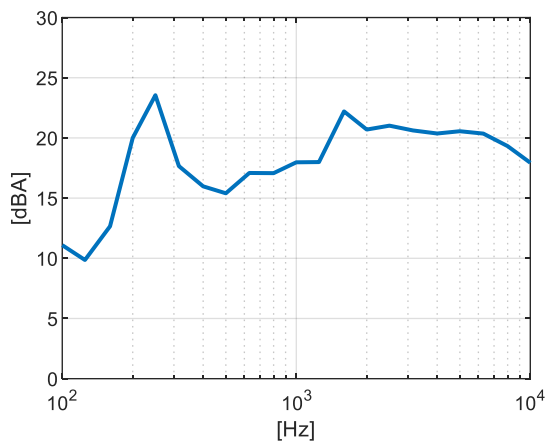


Diagram of Sound Pressure level L_p [dBA], the red point identifies the direction of maximum noise emission ¹



Sound pressure level spectrum [dBA] measured at maximum noise emission point



Sound power level spectrum L_{WA} [dBA]

Total sound pressure level L_p (0.1 – 10 kHz, ref. 2×10^{-5} Pa) at different distances²:

Distance	1 m	2 m	4 m	6 m
Sound pressure level L_p	26.3 dBA	20.3 dBA	14.3 dBA	10.8 dBA

The total sound power level L_{WA} is equal to **32.4 dBA** (0.1 – 10 kHz, ref. 1×10^{-12} W).

¹The positive direction of X axis corresponds to the spotlight central axis and points in the direction of light emission

²Estimated Sound Pressure levels starting from the one measured at the point of maximum noise emissions at 2 m.