

# Hyperion Series

## 700W Followspot

(ver. 2022/07)



### SOURCE

- 700W LED ARRAY
- Source life expectancy: > 50.000 h
- Note: for Luminous flux and Colour rendering refer to the table at the end of this document

### SOFTWARE FUNCTIONS

- ESD: 8 or 16bit extra soft dimming
- 3 selectable dimmer curves
- Adjustable delay in turning on and off
- PWM LED 500Hz-20KHz
- Service channel
- Stand-alone
- Master Slave
- Hour-counter on single LED
- Storage and factory recovery
- Upgradable Firmware via DMX/USB tool
- Advanced remote settings for all parameters via DMX

### CONTROL

- Protocols: DMX512, RDM
- Local potentiometer
- Reversible graphics display with standby-shutdown function
- Wireless ready

### THERMAL MANAGEMENT

- Wide ventilation slots for better LED cooling with selectable fan speed in: "standard", "silent" and "auto" or DMX regulated
- High efficiency heat pipe cooling system
- No heat load from LED engine towards electronic and vice-versa avoiding the risk of failure due to overheating
- Ta max 40°C

	DMX Channels
WHITE	1 / 3 / 6 ch

### OPTICS

- High-quality glass lens optics – AR coating
- Focus: manual
- Gobo size: B
- Note: for Beam angles refer to the table at the end of this document

### PRESETS

- 6way built-in manual colour changer

### HOUSING

- Highly resistant body in extruded aluminum and techno-polymer body
- Finishing: Black
- IP 20

### ELECTRICAL

- Power supply: 100-240 V – 50/60 Hz
- Power consumption: 700 W
- PF>0.94/230VAC PF>0.98/115VAC at full load

### CONNECTION

- Power connector: Chassis PowerCON TRUE1 In/Out
- Additional cable: 2m H05RN-F cable with powerCON TRUE1 female cable connector
- DMX: XLR 5-pole In/Out panel connectors

### COMPLIANCE

- CE
- EN 60598-1; EN 60598-2-17
- SSL Licensing Program
- Manufactured in Italy with Quality System ISO 9001:2015

### DIMENSIONS

Followspot	36 Kg	1440*420*400 mm
------------	-------	-----------------

### DMX chart

		WHITE		
		1CH	3CH	6CH
		8 BIT	8 BIT	16 BIT
1 ch	DIMMER		DIMMER	DIMMER
2 ch			STROBO	DIMMER FINE
3 ch			SERVICE	DELAY
4 ch				FAN
5 ch				STROBO
6 ch				SERVICE

# Hyperion Series

## 700W Followspot

(ver. 2022/07)




Model	Type	CT	(measure at)	CRI	TLCI	TM-30	Beam	Lux	∅ Beam	Lux	∅ Beam	Lux	∅ Beam	Lux	∅ Beam	Lux	∅ Beam	Peak CD
FS HY LED 700	CW	5600K	5600K	97	97	94	7°	11.813	1,2	5.250	1,8	2.953	2,4	1.890	3,0	1.313	3,6	1.181.250
							14°	3.195	2,4	1.420	3,7	799	4,9	511	6,1	355	7,3	319.500
								10 m		15 m		20 m		25 m		30 m		

### NOISE LEVEL DATA (silent mode)

Test conditions during measurements:

Temperature: 22°C  
 Relative humidity: 79%  
 Radius of spherical measuring surface: 2m



Test in hemi-anechoic room

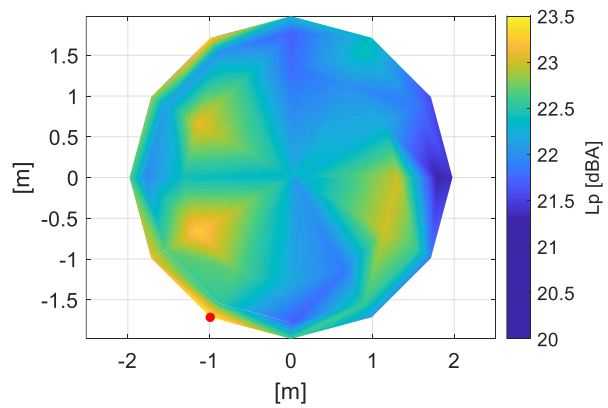
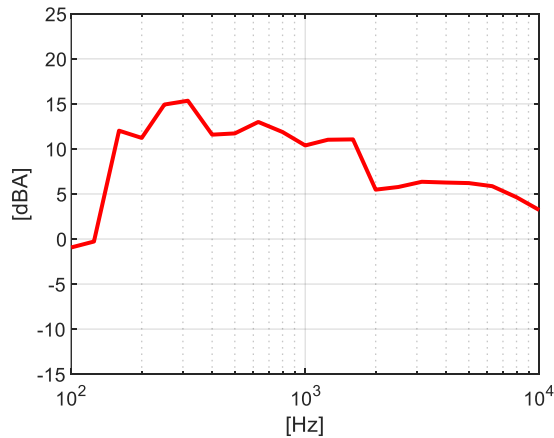
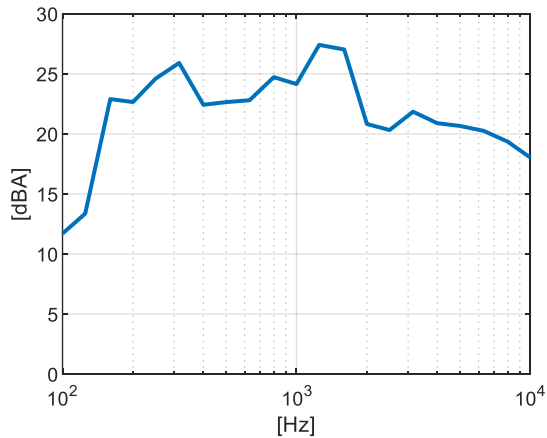


Diagram of Sound Pressure level  $L_p$  [dBA], the red point identifies the direction of maximum noise emission <sup>1</sup>



Sound pressure level spectrum [dBA] measured at maximum noise emission point



Sound power level spectrum  $L_{WA}$  [dBA]

Total sound pressure level  $L_p$  (0.1 – 10 kHz, ref.  $2 \times 10^{-5}$  Pa) at different distances<sup>2</sup>:

Distance	1 m	2 m	4 m	6 m
Sound pressure level $L_p$	29.5 dBA	23.5 dBA	17.5 dBA	14.0 dBA

The total sound power level  $L_{WA}$  is equal to 36.2 dBA (0.1 – 10 kHz, ref.  $1 \times 10^{-12}$  W).

<sup>1</sup>The positive direction of X axis corresponds to the spotlight central axis and points in the direction of light emission

<sup>2</sup>Estimated Sound Pressure levels starting from the one measured at the point of maximum noise emissions at 2 m.