

# Hyperion Series

## 700W Fresnel / PC

(ver. 2022/07)



### SOURCE

- 700W LED ARRAY
- Source life expectancy: > 50.000 h
- Note: for Luminous flux and Colour rendering refer to the table at the end of this document



### SOFTWARE FUNCTIONS

- ESD: 8 or 16bit extra soft dimming
- 3 selectable dimmer curves
- Adjustable delay in turning on and off
- PWM LED 500Hz-20KHz
- Amber shift (8C)
- ± Green (8C)
- Color boost (8C)
- Calibration function (8C)
- Service channel
- Stand-alone
- Master Slave
- Hour-counter on single LED
- Storage and factory recovery
- Upgradable Firmware via DMX/USB tool
- Advanced remote settings for all parameters via DMX

### CONTROL

- Protocols: DMX512, RDM, wireless-DMX ready
- Local potentiometer
- Reversible graphics display with standby-shutdown function
- Wireless ready

	DMX Channels
WHITE	1 / 3 / 6 ch
TW	2 / 5 / 7 / 9 / 10 ch
8C	3 / 6 / 7 / 8 / 11 / 25 / 26 ch

### THERMAL MANAGEMENT

- Wide ventilation slots for better LED cooling with selectable fan speed in: "standard", "silent" and "auto" or DMX regulated
- High efficiency heat pipe cooling system
- No heat load from LED engine towards electronic and vice-versa avoiding the risk of failure due to overheating
- Ta max 40°C

### OPTICS

- 250mm High-quality glass lens optics
- Focus: manual (motorized-ready)
- Note: for Beam angles refer to the table at the end of this document

### PRESETS

- 45-GEL FILTER (8C)
- CCT 2700-20000K (8C)
- 10 CUSTOM PRESETS (8C)

### HOUSING

- Highly resistant body in extruded aluminum and techno-polymer body
- Finishing: Black
- IP 20

### ELECTRICAL

- Power supply: 100-240 V – 50/60 Hz
- Power consumption: 700 W
- PF>0.94/230VAC PF>0.98/115VAC at full load

### CONNECTION

- Power connector: Chassis PowerCON TRUE1 In/Out
- Additional cable: 2m H05RN-F cable with powerCON TRUE1 female cable connector
- DMX: XLR 5-pole In/Out panel connectors

### OPTIONS

- Pole Operated Yokes
- ARC Motorized Yokes DMX 512



### COMPLIANCE

- CE
- EN 60598-1; EN 60598-2-17
- SSL Licensing Program
- Manufactured in Italy with Quality System ISO 9001:2015

### DIMENSIONS

FN	18 Kg	600*500*400 mm
PC	20 Kg	690*500*400 mm

# Hyperion Series

## 700W Fresnel / PC

(ver. 2022/07)



### DMX chart

	WHITE		
	1CH	3CH	6CH
	8 BIT	8 BIT	16 BIT
1 ch	DIMMER	DIMMER	DIMMER
2 ch		STROBO	DIMMER FINE
3 ch		SERVICE	DELAY
4 ch			FAN
5 ch			STROBE
6 ch			SERVICE
7 ch			
8 ch			
9 ch			
10 ch			

	TUNABLE WHITE				
	EASY	SPLIT	SPLIT	STUDIO	THEATRE FULL
	8 BIT	8 BIT	16 BIT	16 BIT	16 BIT
DIMMER	DIMMER	DIMMER	DIMMER	DIMMER	DIMMER
CCT	WW	DIMMER FINE	DIMMER FINE	DIMMER FINE	DIMMER FINE
	CW	WW	CCT	CCT	CCT
	STROBO	WW FINE	WW +/-	WW +/-	DELAY
	SERVICE	CW	CW +/-	CW +/-	FAN
		CW FINE	DELAY	DELAY	STROBO
		DELAY	FAN	FAN	SERVICE
		FAN	STROBO	STROBO	
		STROBO	SERVICE	SERVICE	
		SERVICE			

	RGBACL+CW+WW						
	EASY	CMY	RGB	HSI	RGBACL+CW+WW	THEATER	FULL
	8 BIT	8 BIT	8 BIT	8 BIT	8 BIT	16 BIT	16 BIT
1 ch	DIMMER	DIMMER	DIMMER	DIMMER	DIMMER	DIMMER	DIMMER
2 ch	CCT	CYAN	RED	HUE	RED	DIMMER FINE	DIMMER FINE
3 ch	COLOUR PRESET	MAGENTA	GREEN	HUE FINE	GREEN	RED	RED
4 ch		YELLOW	BLUE	SATURATION	BLUE	RED FINE	RED FINE
5 ch		STROBO	STROBO	CCT	AMBER	GREEN	GREEN
6 ch		SERVICE	SERVICE	STROBO	CYAN	GREEN FINE	GREEN FINE
7 ch				SERVICE	LIME	BLUE	BLUE
8 ch					CW	BLUE FINE	BLUE FINE
9 ch					WW	AMBER	AMBER
10 ch					STROBO	AMBER FINE	AMBER FINE
11 ch					SERVICE	CYAN	CYAN
12 ch						CYAN FINE	CYAN FINE
13 ch						LIME	LIME
14 ch						LIME FINE	LIME FINE
15 ch						CW	CW
16 ch						CW FINE	CW FINE
17 ch						WW	WW
18 ch						WW FINE	WW FINE
19 ch						COLOUR PRESET	COLOUR PRESET
20 ch						SATURATION	CCT
21 ch						CCT	+/- GREEN
22 ch						+/- GREEN	DELAY
23 ch						DELAY	FAN
24 ch						FAN	STROBO
25 ch						STROBO	SERVICE
26 ch						SERVICE	

# Hyperion Series

## 700W Fresnel / PC

(ver. 2022/07)



### LIGHT OUTPUT

Model	Type	CT	(measure at)	CRI	TLCI	TM-30	Beam	Lux	∅ Beam	Lux	∅ Beam	Lux	∅ Beam	Lux	∅ Beam	Lux	∅ Beam	Peak CD
FN HY LED 700	WW	3200K	3200K	97	97	93	11°	22.860	0,8	10.160	1,1	5.715	1,5	3.658	1,9	2.540	2,3	365.757
							53°	3.781	4,0	1.681	5,9	945	7,9	605	9,9	420	11,9	60.501
	CW	5600K	5600K	95	92	93	11°	25.584	0,8	11.371	1,1	6.396	1,5	4.093	1,9	2.843	2,3	409.344
							53°	4.232	4,0	1.881	5,9	1.058	7,9	677	9,9	470	11,9	67.711
	TW	2700-6500K	5600K	97	92	94	11°	23.097	0,8	10.265	1,1	5.774	1,5	3.695	1,9	2.566	2,3	369.547
							53°	3.821	4,0	1.698	5,9	955	7,9	611	9,9	425	11,9	61.128
	8C	1500-20000K	Full Ch	97	92	94	11°	14.963	0,8	6.650	1,1	3.741	1,5	2.394	1,9	1.663	2,3	239.400
							53°	2.475	4,0	1.100	5,9	619	7,9	396	9,9	275	11,9	39.600
								4 m		6 m		8 m		10 m		12 m		

Model	Type	CT	(measure at)	CRI	TLCI	TM-30	Beam	Lux	∅ Beam	Lux	∅ Beam	Lux	∅ Beam	Lux	∅ Beam	Lux	∅ Beam	Peak CD
PC HY LED 700	WW	3200K	3200K	97	97	93	13°	23.547	0,9	10.465	1,4	5.887	1,8	3.768	2,3	2.616	2,7	376.757
							54°	4.297	4,0	1.910	6,1	1.074	8,1	688	10,1	477	12,1	68.751
	CW	5600K	5600K	95	92	93	13°	26.353	0,9	11.713	1,4	6.588	1,8	4.217	2,3	2.928	2,7	421.655
							54°	4.809	4,0	2.137	6,1	1.202	8,1	769	10,1	534	12,1	76.944
	TW	2700-6500K	5600K	97	92	94	13°	23.791	0,9	10.574	1,4	5.948	1,8	3.807	2,3	2.643	2,7	380.661
							54°	4.341	4,0	1.930	6,1	1.085	8,1	695	10,1	482	12,1	69.464
	8C	1500-20000K	Full Ch	97	92	94	13°	15.413	0,9	6.850	1,4	3.853	1,8	2.466	2,3	1.713	2,7	246.600
							54°	2.813	4,0	1.250	6,1	703	8,1	450	10,1	313	12,1	45.000
								4 m		6 m		8 m		10 m		12 m		

### NOISE LEVEL DATA (silent mode)

Test conditions during measurements:

Temperature: 22°C  
 Relative humidity: 79%  
 Radius of spherical measuring surface: 2m



Test in hemi-anechoic room

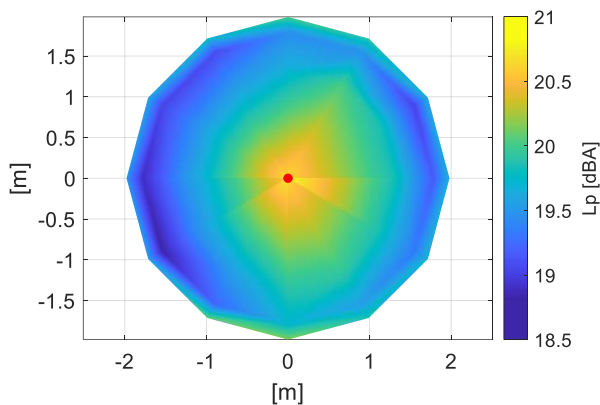
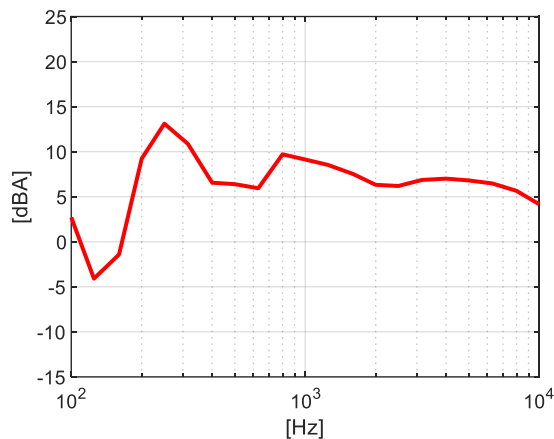
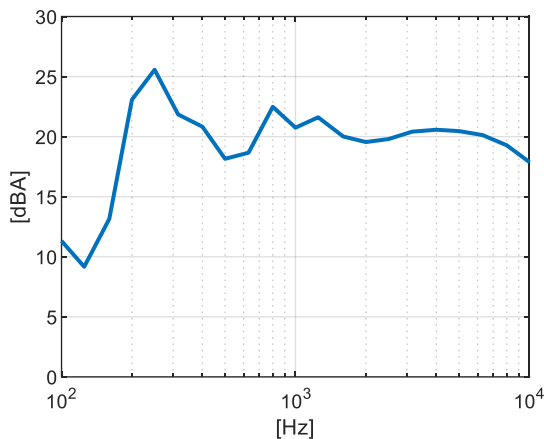


Diagram of Sound Pressure level  $L_p$  [dBA], the red point identifies the direction of maximum noise emission <sup>1</sup>



Sound pressure level spectrum [dBA] measured at maximum noise emission point



Sound power level spectrum  $L_{WA}$  [dBA]

Total sound pressure level  $L_p$  (0.1 – 10 kHz, ref.  $2 \times 10^{-5}$  Pa) at different distances<sup>2</sup>:

Distance	1 m	2 m	4 m	6 m
Sound pressure level $L_p$	26.8 dBA	20.8 dBA	14.8 dBA	11.3 dBA

The total sound power level  $L_{WA}$  is equal to **33.7 dBA** (0.1 – 10 kHz, ref.  $1 \times 10^{-12}$  W).

<sup>1</sup>The positive direction of X axis corresponds to the spotlight central axis and points in the direction of light emission

<sup>2</sup>Estimated Sound Pressure levels starting from the one measured at the point of maximum noise emissions at 2 m.

# Hyperion Series

## 700W Fresnel / PC

(ver. 2022/07)

