

Serie Lucciola	Serie Architectural	Serie Halled	Serie Hyperion						Serie Cyclorama
30W Pinspot	50W Fresnel, PC, Profile	85W Downlight	100W Fresnel, PC, Profile	200W Fresnel, PC, Profile	300W Fresnel, PC, Profile	300W Followspot	700W Fresnel, PC, Profile	700W Followspot	300W Cyclorama

SOURCE

- **300W LED ARRAY (18x16W)**
- For **LUMINOUS FLUX** and **COLOR RENDERING INDEX (CRI)** refer to the related table

	Luminous flux	Colour rendering		
		CRI	TLCI	TM-30
RGBW	4'504 lm	>85	90	90

HOUSING

- Highly resistant body in **extruded aluminum**
- **IP 20**
- Finishing: **black (other RAL color on request)**

ELECTRICAL

- Power consumption: 300 W
- Power supply: 100-240 V – 50/60 Hz
- PF>0.94/230VAC PF>0.98/115VAC at full load

THERMAL MANAGEMENT

- Wide ventilation slots for better LED cooling with 3 selectable FAN MODE
- High efficiency heat pipe cooling system
- Ta max 40°C

CONNECTION

- Power connector: chassis PowerCON TRUE1 In/Out
- Additional cable: 2m H05RN-F cable with powerCON TRUE1 female cable connector
- DMX: XLR 5-pole In/Out panel connectors

OPTICS

- **High-quality glass and PMMA lens / AR coating**

PRESETS

- RGBW:
- Manual/DMX control:
 - o standard (45) + CCT (2700-8000K) + custom (10)

COMPLIANCE

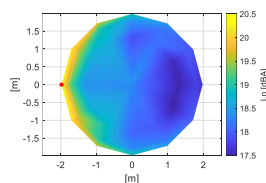
- CE
- EN 60598-1; EN 60598-2-17
- SSL Licensing Program
- Manufactured in Italy with Quality System ISO 9001:2015

NOISE LEVEL DATA (silent mode)

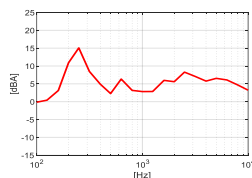
Conditions during measurements:

- Test in hemi-anechoic room
- Temperature: 22°C
- Relative humidity: 79%
- Radius of spherical measuring surface: 2m

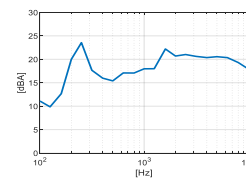
Diagram of Sound Pressure level L_p [dBA], the red point identifies the direction of maximum noise emission ¹



Sound pressure level spectrum [dBA] measured at maximum noise emission point



Sound power level spectrum L_{wa} [dBA]



Total sound pressure level L_p (0.1 – 10 kHz, ref. 2×10^{-5} Pa) at different distances²:

Distance	1 m	2 m	4 m	6 m
Sound pressure level LP	26.3 dBA	20.3 dBA	14.3 dBA	10.8 dBA

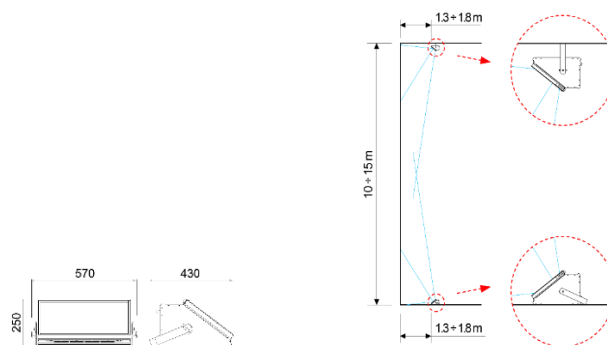
The total sound power level L_{wa} is equal to **32.4 dBA** (0.1 – 10 kHz, ref. 1×10^{-12} W).

SOFTWARE FUNCTIONS

- **ESD**: 8bit or 16bit
- Up to 3 **DIMMING CURVE**
- **LED DELAY**: from 0 to 2000ms
- PWM LED 500Hz-20KHz
- **OUTPUT FREQUENCY** in order to remove flickering
- **LED BOOST** in order to increase +20% the light output of a fixture when for a tint or CCT when not all LED channels are at full (only for Tunable White, RGBW, 6C versions)
- 3 selectable **FAN MODE**
- **LED CALIBRATION** in order to adjust the tints of a group of fixtures when/if they aren't aligned, despite being set with the same DMX values (only for RGBW, 6C versions)
- **SERVICE CHANNEL** in order to control all the settings that are normally set from the fixture by using a console
- **STAND-ALONE** and **MASTER AND SLAVE** in order to control one or more fixtures without using a console, creating one or multi scenes
- **DISPLAY ROTATION** and **DISPLAY ON/OFF**
- Hour-counter on single LED
- Storage and factory recovery
- Upgradable firmware via DMX/USB tool
- Advanced remote settings (**RDM**) for all parameters via DMX

DIMENSIONS

Cyclorama	15.0 Kg	250x570x430 mm
-----------	---------	----------------



¹The positive direction of X axis corresponds to the spotlight central axis and points in the direction of light emission.

²Estimated Sound Pressure levels starting from the one measured at the point of maximum noise emissions at 2 m.

Serie Lucciola	Serie Architectural	Serie Halled	Serie Hyperion					Serie Cyclorama	
30W Pinspot	50W Fresnel, PC, Profile	85W Downlight	100W Fresnel, PC, Profile	200W Fresnel, PC, Profile	300W Fresnel, PC, Profile	300W Followspot	700W Fresnel, PC, Profile	700W Followspot	300W Cyclorama

DMX PERSONALITIES

	RGBW				
	EASY 8 BIT	HSI 8 BIT	CMY 8 BIT	RGBW 8 BIT	FULL 16 BIT
1 ch	DIMMER	DIMMER	DIMMER	DIMMER	DIMMER
2 ch	CCT PRESET	HUE	CYAN	RED	DIMMER FINE
3 ch	COLOUR PRESET	HUE FINE	MAGENTA	GREEN	RED
4 ch		SATURATION	YELLOW	BLUE	RED FINE
5 ch		STROBO+STORE	STROBO+STORE	WHITE	GREEN
6 ch		SERVICE	SERVICE	CCT PRESET	GREEN FINE
7 ch				COLOUR PRESET	BLUE
8 ch				STROBO+STORE	BLUE FINE
9 ch				SERVICE	WHITE
10 ch					WHITE FINE
11 ch					CCT PRESET
12 ch					COLOUR PRESET
13 ch					DELAY
14 ch					FAN
15 ch					STROBO+STORE
16 ch					SERVICE

What is in the box

- Fixture
- 2m H05RN-F cable with powerCON TRUE1 female cable connector
- Safety instructions

Accessories

FIXTURE

- Not applicable

MOVEMENT SYSTEM (more info [here](#))

- Pole Operated, 2-way Pan and Tilt **PO/2 CYC300**

How to... (video tutorial)

[...set DMX personality and DMX address](#)

[...emulate a halogen lamp](#)

[...avoid acoustic and visual disturbances](#)

[...set stand alone and master-slave](#)

[...increase light output +20%](#)

[...set the LED calibration](#)

[...set the colour custom presets](#)

[User manual](#)

[Contact Sales Office](#)