





Serie Architectural		Serie Halled	Serie Hyperion						Serie Cyclorama
30W Pinpoint, Profile	50W Fresnel, PC, Profile	85W Downlight	100W Fresnel, PC, Profile	200W Fresnel, PC, Profile	300W Fresnel, PC, Profile	300W Followspot	700W Fresnel, PC, Profile	700W Followspot	300W Cyclorama

	Serie Lucciola		Serie Canova		
	SUPERLUT (pin)	SUPERLUT LED 30 (pin)	CANOVA LED 30 (pin, profile)		
			with PSU		with track adaptor
					
	19x18x22cm	18x16x22cm	Pinpoint: 9x13x12 Profile: 24x14x14cm	Pinpoint: 9x13x12 Profile: 24x14x14cm	
Type	Pinpoint Pinpoint zoom Profile zoom	Pinpoint Pinpoint zoom Profile zoom	Pinpoint Pinpoint zoom Profile zoom	Pinpoint Pinpoint zoom Profile zoom	Pinpoint Pinpoint zoom Profile zoom
Mounting	Stand alone 230V Track 230V Track 48V	Stand alone 230V Track 230V Track 48V	Stand alone 230V Track 230V Track 48V	Stand alone 230V Track 230V Track 48V	Stand alone 230V Track 230V Track 48V
Source	Halogen lamp (not included) LED lamp (not included)	30W LED COB 2700K / 3000K / 4000K	30W LED COB 2700K / 3000K / 4000K	30W LED COB 2700K / 3000K / 4000K	30W LED COB 2700K / 3000K / 4000K
Optics	(depends on lamp)	70mm High-quality PMMA lens Pinpoint: 10° / 15° / 26° / 36° / 60° Pinpoint zoom: 15°-45° Profile zoom: 20°-40°	70mm High-quality PMMA lens Pinpoint: 10° / 15° / 26° / 36° / 60° Pinpoint zoom: 15°-45° Profile zoom: 20°-40°	70mm High-quality PMMA lens Pinpoint: 10° / 15° / 26° / 36° / 60° Pinpoint zoom: 15°-45° Profile zoom: 20°-40°	70mm High-quality PMMA lens Pinpoint: 10° / 15° / 26° / 36° / 60° Pinpoint zoom: 15°-45° Profile zoom: 20°-40°
Control	Dimmable from Main DMX DALI CASAMBI	Dimmable from Main DMX DALI CASAMBI	Dimmerabile da rete DMX DALI CASAMBI	Dimmerabile da rete DMX DALI CASAMBI (on request)	Dimmerabile da rete DMX DALI CASAMBI (on request)
Accessories	Filter frame 4D rotating barndoors Base plate Track adaptor	Filter frame 4D rotating barndoors Base plate Track adaptor ONETRACK		Filter frame 4D rotating barndoors Base plate Track adaptor ONETRACK Interfaccia CASAMBI-DALI	Filter frame 4D rotating barndoors Base plate Track adaptor MULTISYSTEM EVO Interfaccia CASAMBI-DALI

HOUSING

- Highly resistant body in tecnopolymer / aluminium
- Finishing: Black (RAL on request)
- IP 20

COMPLIANCE

- CE
- EN 60598-1; EN 60598-2-1
- SSL Licensing Program
- Manufactured in Italy with Quality System ISO 9001:2015

THERMAL MANAGEMENT

- No fan
- High efficiency cooling system
- No heat load from LED engine towards electronic and vice-versa avoiding the risk of failure due to overheating
- Ta max 40°C

CONNECTION

- Power cable: 2m H05RN-F cable live end

Serie Architectural		Serie Halled	Serie Hyperion						Serie Cyclorama
30W Pinspot, Profile	50W Fresnel, PC, Profile	85W Downlight	100W Fresnel, PC, Profile	200W Fresnel, PC, Profile	300W Fresnel, PC, Profile	300W Followspot	700W Fresnel, PC, Profile	700W Followspot	300W Cyclorama

LIGHT OUTPUT

Serie Lucciola

Model	CT	CRI	TLCI	TM-30	Lumen	Beam	Lux	Ø Beam	Lux	Ø Beam	Lux	Ø Beam	Lux	Ø Beam
SUPERLUT LED 30	3000K	90	90	90	3.088	10°	7.720	0,3	1.930	0,7	858	1,0	483	1,4
					2.894	15°	6.460	0,5	1.615	1,0	718	1,6	404	2,1
					2.730	26°	2.892	0,9	723	1,8	321	2,8	181	3,7
	4000K				3.242	10°	8.106	0,3	2.026	0,7	900	1,0	507	1,4
					3.038	15°	6.783	0,5	1.695	1,0	753	1,6	424	2,1
					2.866	26°	3.036	0,9	759	1,8	337	2,8	190	3,7
						2 m	4 m		6 m		8 m			

Serie Canova

Model	CT	CRI	TLCI	TM-30	Lumen	Beam	Lux	Ø Beam	Lux	Ø Beam	Lux	Ø Beam	Lux	Ø Beam
PIN CAN LED 30	3000K	90	90	90	3.088	10°	7.720	0,3	1.930	0,7	858	1,0	483	1,4
					2.894	15°	6.460	0,5	1.615	1,0	718	1,6	404	2,1
					2.730	26°	2.892	0,9	723	1,8	321	2,8	181	3,7
	4000K				3.242	10°	8.106	0,3	2.026	0,7	900	1,0	507	1,4
					3.038	15°	6.783	0,5	1.695	1,0	753	1,6	424	2,1
					2.866	26°	3.036	0,9	759	1,8	337	2,8	190	3,7
PIN CAN LED 30 Z	3000K	2.764	15°	4.208	0,5	1.052	1,0	468	1,6	263	2,1			
		2.730	45°	1.160	1,6	290	3,3	129	4,9	73	6,6			
	4000K	2.902	15°	4.418	0,5	1.104	1,0	491	1,6	276	2,1			
PR CAN LED 30 Z	3000K	2.866	45°	1.218	1,6	304	3,3	135	4,9	77	6,6			
		2.695	20°	5.080	0,7	1.270	1,4	564	2,1	318	2,8			
	4000K	2.725	40°	1.540	1,4	385	2,9	171	4,3	96	5,8			
		2.829	20°	5.334	0,7	1.333	1,4	592	2,1	334	2,8			
						2 m	4 m		6 m		8 m			

Serie Architectural		Serie Halled	Serie Hyperion						Serie Cyclorama
30W Pinspot, Profile	50W Fresnel, PC, Profile	85W Downlight	100W Fresnel, PC, Profile	200W Fresnel, PC, Profile	300W Fresnel, PC, Profile	300W Followspot	700W Fresnel, PC, Profile	700W Followspot	300W Cyclorama

PHOTOMETRIC DATA

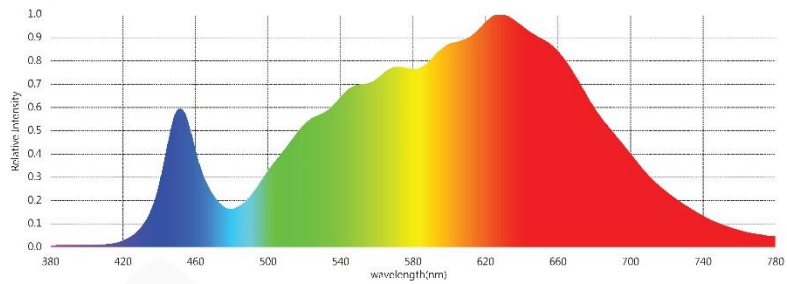
Conditions during measurements:

- LED: WWTest in hemi-anechoic room
- Temperature: 16°C
- Relative humidity: 61%
- Distance: 2m

Parameters

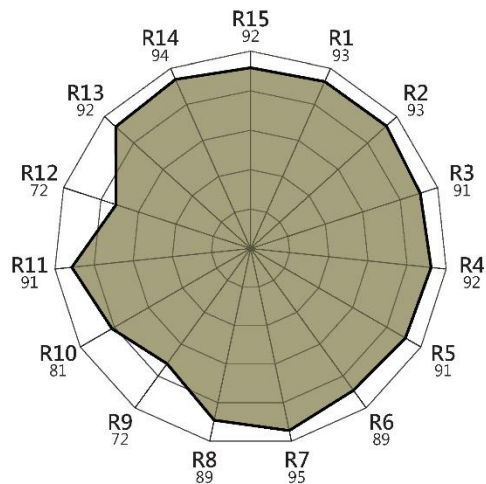
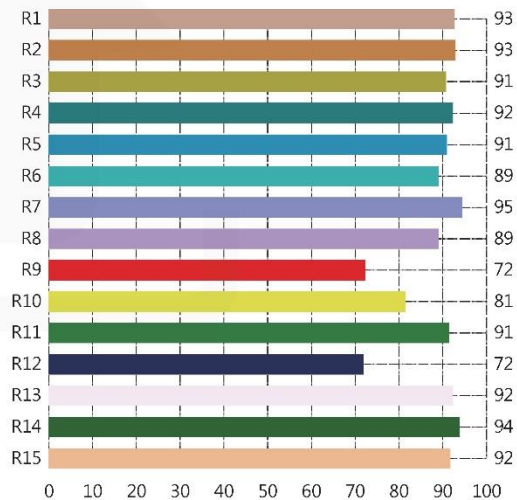
CIE_x	0.4300
CIE_y	0.4011
CIE_u'	0.2474
CIE_v'	0.5192
CCT	3095 K
Duv	-0.0002
CRI (Ra)(R1~R8)	92
CRI (Re) (R1-R15)	89
CQS	90
TLCI(Qa)	90
GAI	62
TM-30-20 Rf	90
TM-30-20 Rg	102
Illuminance	5,121 lux
Foot Candle	475.7 fc
PPFD (400-700nm)	83.12 $\mu\text{mol}/\text{m}^2\text{s}$
λ_p	628 nm
λ_D	583 nm
Purity (Pe)	50 %
SP Ratio	1.4
Circadian Stimulus	0.70
Circadian Light	5,008
Flicker Percentage	1 %
Flicker Index	0.00
Flicker Frequency	3 Hz

Spectrum



CRI (Re) (R1-R15)

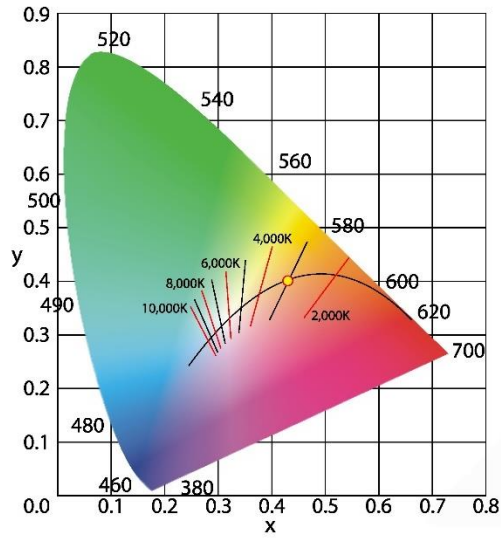
Ra = 92 Re = 89



Serie Architectural		Serie Halled	Serie Hyperion					Serie Cyclorama	
30W Pinspot, Profile	50W Fresnel, PC, Profile	85W Downlight	100W Fresnel, PC, Profile	200W Fresnel, PC, Profile	300W Fresnel, PC, Profile	300W Followspot	700W Fresnel, PC, Profile	700W Followspot	300W Cyclorama

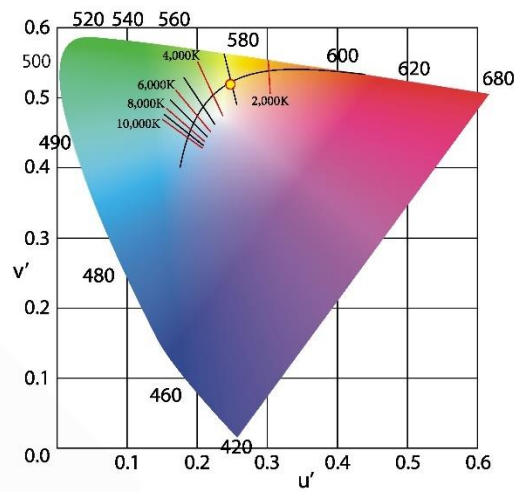
CIE 1931

$x = 0.4300, y = 0.4011$ CCT = 3095K

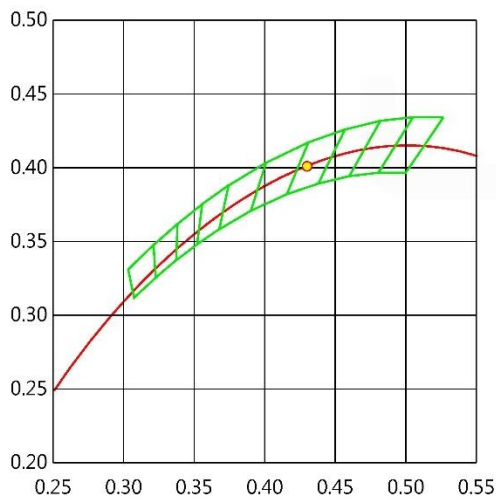


CIE 1976

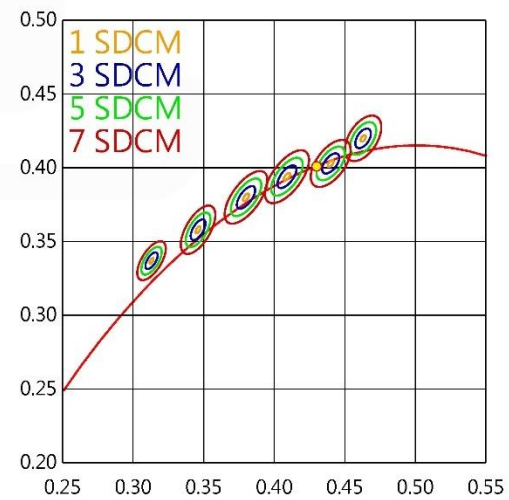
$x = 0.2474, y = 0.5192$ CCT = 3095K



C78.377 - 2017



IEC-SDCM



TM-30-20

Rf = 90 Rg = 102

